

BRICKFORM® Stencil Installation



Forms need to be set square to keep patterns aligned. Your mix design must be compatible with your region's climate conditions; please check with your local concrete plant. You should have a slump of 4" to reduce excess bleed water. After concrete is placed the surface is bull floated and then edged. Stencil borders are then placed and adhered to the surface. The field pattern is aligned and then placed. All patterns are repeating and can be overlapped on the mortar joint with each pass. You may need to adjust the stencil either up or down (depending on the pattern) on the repeat for proper alignment. It is not uncommon to have excess waste as a result of the overlapping process; be sure to order an ample amount of stencil based on the square footage of your project. The tool to adhere stencil to the concrete is a stencil roller. (DO NOT USE A BULL FLOAT!)

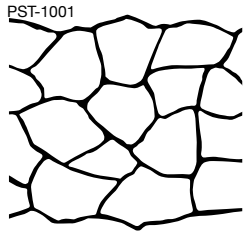
Dry shake color hardener (See BRICKFORM Color Hardener TIS) is cast over the slab at the rate of 60 LB per 100 square feet. Normally 2 applications are necessary to achieve uniform color, review our technical information about color hardener for more detail. Float color into the slab with a bull float and then close up the concrete with a trowel. Optional finishes: broom, sponge float, wood float, cork float, and hard troweled.

BRICKFORM Antique Release agent (See Antique Release TIS) is cast over the surface as soon as concrete is finished at the rate of 1000 square feet per 30-pound pail. After release is applied the surface is ready for texture using BRICKFORM seamless texture skins.

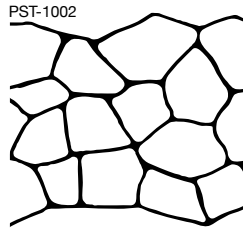
BRICKFORM Antique Release should be removed from the concrete surface when removal can be safely accomplished, without any damage to the curing, concrete surface. Excess release agent may be swept from the slab. Residual BRICKFORM Antique Release may be removed to the degree desired; pressure-wash using a garden hose equipped with a nozzle, by scrubbing, or by buffing. Care must be taken not to damage the curing, colored-concrete surface.

Rinse slab first to remove the majority of chips and excess release. Once concrete has been cured, cleaned and allowed to dry COMPLETELY, Seal with one of BRICKFORM's premium Sealers. (Refer to BRICKFORM Sealer Technical information sheet)

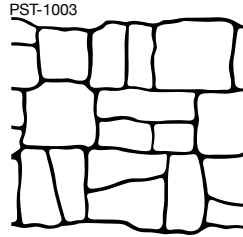
BRICKFORM® Stencils



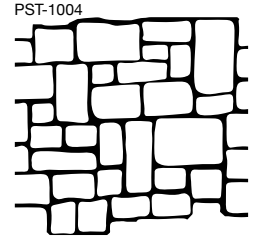
PST-1001 BUSHROCK
AVERAGE STONE SIZE: 16" X 10"
ROLL WIDTH: 36" JOINT WIDTH: 1/2"




PST-1002 FLAGSTONE
LARGEST STONE SIZE: 14" X 11"
ROLL WIDTH: 32" JOINT WIDTH: 1/2" - 1 1/4"




PST-1003 LARGE KEYSTONE
LARGEST STONE SIZE: 12" X 10"
ROLL WIDTH: 35" JOINT WIDTH: 1/2" - 1"



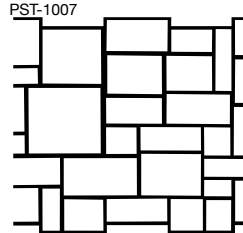
PST-1004 RUSTIC ASHLAR
LARGEST STONE SIZE: 12" X 10"
ROLL WIDTH: 35" JOINT WIDTH: 1/2" - 1"



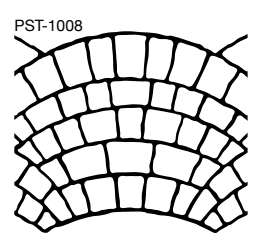
PST-1005 ROMAN PAVER
AVERAGE BRICK SIZE: 10" X 5 1/2"
ROLL WIDTH: 34" JOINT WIDTH: 1/2"




PST-1006 COBBLEBRICK
AVERAGE BRICK SIZE: 5 1/2" X 8 1/2"
ROLL WIDTH: 37" JOINT WIDTH: 1/2" - 3/4"




PST-1007 ASHLAR TILE
LARGEST TILE SIZE: 12 1/2" X 11 1/2"
ROLL WIDTH: 37" JOINT WIDTH: 1/2" - 1"




PST-1008 COBBLE FAN
BRICK SIZE: RANDOM
ROLL WIDTH: 34" JOINT WIDTH: 1/2" - 3/4"



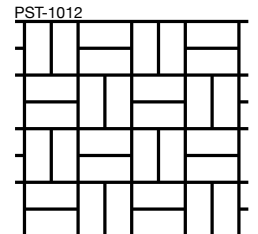
PST-1009 LARGE TILE
TILE SIZE: 10 1/2" X 10 1/2"
ROLL WIDTH: 33 1/2" JOINT WIDTH: 1/2"




PST-1010 RUNNING BOND
BRICK SIZE: 4" X 7 1/2"
ROLL WIDTH: 36 1/2" JOINT WIDTH: 1/2"



PST-1011 ORIGINAL HERRINGBONE
BRICK SIZE: 3 1/2" X 7 1/2"
ROLL WIDTH: 33 1/2" JOINT WIDTH: 1/2"



PST-1012 BASKET WEAVE
BRICK SIZE: 3 1/2" X 7 1/2"
ROLL WIDTH: 33 1/2" JOINT WIDTH: 1/2"



PST-1013 FACE BRICK
BRICK SIZE: 2 3/16" X 7 1/4"
ROLL WIDTH: 36 7/8" JOINT WIDTH: 7/16"



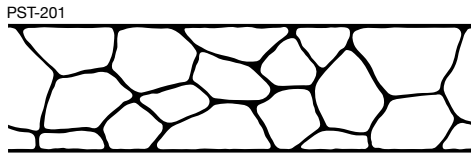
PST-301 BRICK HEADER
BRICK SIZE: 3 1/2" X 7 1/2"
ROLL WIDTH: 8 1/2" JOINT WIDTH: 1/2"



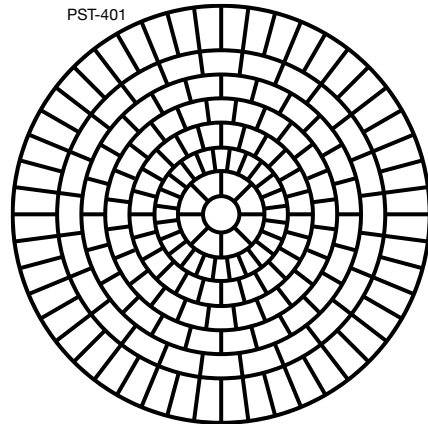
PST-303 KEYSTONE HEADER
STONE SIZE: RANDOM
ROLL WIDTH: 8 1/2" JOINT WIDTH: 1/2"



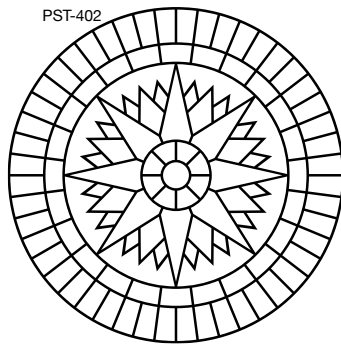
PST-302 COBBLE HEADER
BRICK SIZE: 4 1/2" X 7 1/2"
ROLL WIDTH: 8 3/4" JOINT WIDTH: 1/2"



PST-201 18-INCH FLAGSTONE BORDER
STONE SIZE: RANDOM
ROLL WIDTH: 18" JOINT WIDTH: 1/2"



PST-401 LARGE BRICK ROSETTE
DIAMETER: 7' 2"
JOINT WIDTH: 7/8"



PST-402 COMPASS
DIAMETER: 5' 5" JOINT WIDTH: 1/2"
DETACHABLE LETTERS INCLUDED (N, S, E, W)

BRICKFORM offers Paper Stencil Patterns in both 500 sq ft rolls and 1000 sq ft rolls